






# INTERMEDIATE CATWALK

A Clear and Simple Introduction  
to Our Product





# Introduction

---

To facilitate inspection, control and management of the system by operating personnel, Valli provides intermediate catwalks installed along the equipment. These walkways are available in galvanized iron grid or plywood versions, depending on system configuration and operational needs.

The catwalks can be installed on all models starting from the 6-tier configuration, typically combining lower and upper levels to ensure optimal accessibility throughout the system.



# Plywood Catwalk



Designed for multi-tier aviary systems in Double or Triple Decker configurations.

- Allows easy inspection and maintenance of the system
- Facilitates bird management, loading and depopulation operations
- Suitable as part of the usable bird area
- Washable multilayer panels bonded with phenolic glue
- Standard distributed load capacity: **225 kg/m<sup>2</sup>**
- Optional reinforced version available up to **400 kg/m**

## Structural and Installation Notes

- In end sections, **a transversal beam and additional posts are required when spans exceed 5,001 mm**

## Maximum corridor widths:

- **3.5 m** between aviary rows
- **3.0 m** along side walls

On request, plywood load capacity can be certified up to **350 kg/m<sup>2</sup>**, with intermediate corridors of 3.5 m and side corridors of 3.0 m

## Intermediate Walkway (House Level Division)

Intermediate walkways are supported by the aviary system and consist of a structural grid made of galvanized steel profiles combined with multilayer plywood panels (**18 mm thickness**), manufactured from 1.5 mm birch veneers cross-bonded with phenolic adhesive for high strength and durability.

The plywood is known for its excellent hardness, structural resistance and ease of cleaning, making it suitable for poultry house environments.

The steel profiles are integrated with the wooden panels and fixed onto transverse omega-shaped supports, which are connected to the equipment structure.

Stainless steel “L” profiles are used to connect the walkway to the lateral house walls, ensuring stability and correct installation.

The walkway fully compartmentalizes the house, clearly separating upper and lower levels.

**VALLI** S.P.A via Cimatti 2, 47010 Galeata (FC) ITALY - Tel: +39.0543.975311 - Fax: +39.0543.981400  
info@valli-italy.com - www.valli-italy.com

IT	PORTATA MASSIMA DEL CAMMINAMENTO	Kg/m <sup>2</sup>
EN	MAXIMUM LOAD CAPACITY OF THE CATWALK	Kgs/sqm
ES	PORTADA MÁXIMA DEL PASILLO	Kg/m <sup>2</sup>
FR	DÉBIT MAXIMAL DU CHEMIN	Kg/m <sup>2</sup>
RU	МАКСИМАЛЬНАЯ ДОПУСТИМАЯ НАГРУЗКА НА ФАЛЬШПОЛ	Kr/m <sup>2</sup>
ZH	通道最大承重力	千克/平方米
KO	최대적재량	Kg/m <sup>2</sup>
JA	経路の最大積載重量	Kg/m <sup>2</sup>

**225**

ET29697

# Iron Grid Catwalk



To facilitate inspection, control and management of the equipment by operating personnel, Valli offers intermediate walkways consisting of one or more accessible levels installed along the machine structure.

The walkway system is available for all models starting from the 6-tier configuration, comprising 3 lower and 3 upper levels.


Two flooring options are available:

- Galvanized steel grid panels **(A)**, ensuring over 90% air passage for optimal ventilation
- Galvanized perforated steel profiles, providing approximately 50% air passage **(B)**
- Galvanized steel profiles, to cover the manure pit **(C)**

## Intermediate Support Requirement

Intermediate supports are to be provided by the customer in the following cases:

- (A) Span greater than 4,501 mm with a load capacity of 225 kg/m<sup>2</sup>
- (A) Span greater than 4,001 mm with a load capacity of 400 kg/m<sup>2</sup>
- (B) Span greater than 2,801 mm with a load capacity of 225 kg/m<sup>2</sup>




VALLI S.P.A via Cimatti 2, 47010 Galeata (FC) ITALY - Tel: +39.0543.975311 - Fax: +39.0543.981400 info@valli-italy.com - www.valli-italy.com		
IT	PORTATA MASSIMA DEL CAMMINAMENTO	Kg/m <sup>2</sup>
EN	MAXIMUM LOAD CAPACITY OF THE CATWALK	Kgs/sqm
ES	PORTADA MÁXIMA DEL PASILLO	Kg/m <sup>2</sup>
FR	DÉBIT MAXIMAL DU CHEMIN	Kg/m <sup>2</sup>
RU	МАКСИМАЛЬНАЯ ДОПУСТИМАЯ НАГРУЗКА НА ФАЛЬШПОЛ	Kr/m <sup>2</sup>
ZH	通道最大承重	千克/平方米
KO	최대적재량	Kg/m <sup>2</sup>
JA	経路の最大積載重量	Kg/m <sup>2</sup>

225

# Catwalk



Electro-Welded Iron grid



## IRON GRID DIMENSION

### PERIMETRIC CATWALK SUPPORT

Different support sizes are required depending on the catwalk height from ground level. The wall-side support profile dimensions increase progressively with height, as shown in the reference drawing. The system is designed as a self-supporting structure, without rigid fixation to the building. It rests only on the lateral wall profile, ensuring structural independence. This solution allows the catwalk to maintain its own controlled movement, independent from the building structure, and vice versa. This approach improves overall stability and accommodates differential movements, including seismic effects.



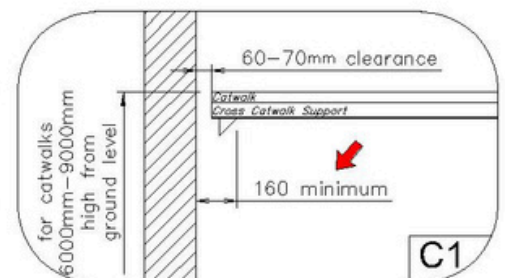
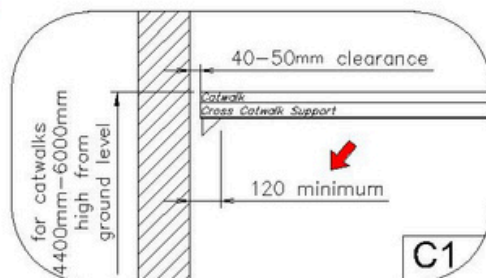
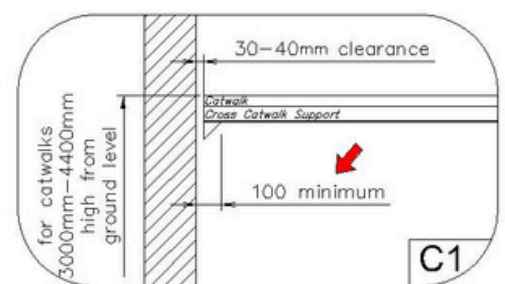
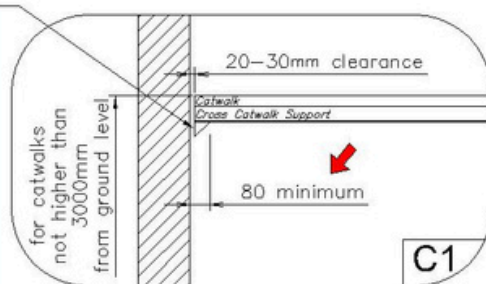
### PERIMETRIC CATWALK SUPPORT:

The structure/profile to support the intermediate catwalk at the side walls and at the two end walls **has to be supplied by the Customer** in accordance to the local rules and regulations and have to be calculated based on the below loads:

Live load = 225Kg/sqm

Dead load = 35Kg/sqm

The intermediate catwalk must be bolted to the equipment at one side (cage equipment side), and it must be free standing (not fixed/bolted) on the side walls and at the two end walls.




# Additional Features



Galvanized  
perforated steel  
profiles



IRON GRID  
CATWALK



Plywood  
+ Iron Grid



Plywood

# Intermediate Catwak



## Key Advantages

The “CATWALK” refers to one or more walkable inter-floors on board the VALLI SYSTEM MACHINE, for inspecting and running the VALLI equipment (described under item 1.) in a more convenient manner by the personnel in charge; specifically:

- In all operations to maintain the birds’ condition of good health
- During system population and depopulation operations
- To perform equipment inspection and maintenance in utmost safety

